



AIR FORCE NO.1 — Somatosensory Equipment

Product Introduction

Dear Customer:

Thanks for your support of the products of our company. This manual is primarily intended to give you a better understanding the related Information of Air Force NO.1, to provide more reference comments for your options. Please read carefully and save it for spare. If you have any question or suggestion during the reading process, you can contact us through the consumer service hotline below, we will try our best to answer your questions.

Our product AIR FORCE NO.1 have been applied for a number of invention patents, utility model patents, appearance patents and software copyrights, protecting by the People's Republic of patent laws and regulations , any counterfeiting must be studied.

Our brands and trademarks are protected by the National Trademark Law. Any unauthorized using is a tort, will be subject to the maximum liability of the brand owner within the scope of the law.

Thank you for your cooperation. We look forward to cooperate with you. Thank you!

Introduction catalogue

- 1、Product Appearance Display
- 2、Main Parameters Introduction
- 3、Product Characteristics Detailed Explanation
- 4、Product Safety Guide

1、Product Appearance Display



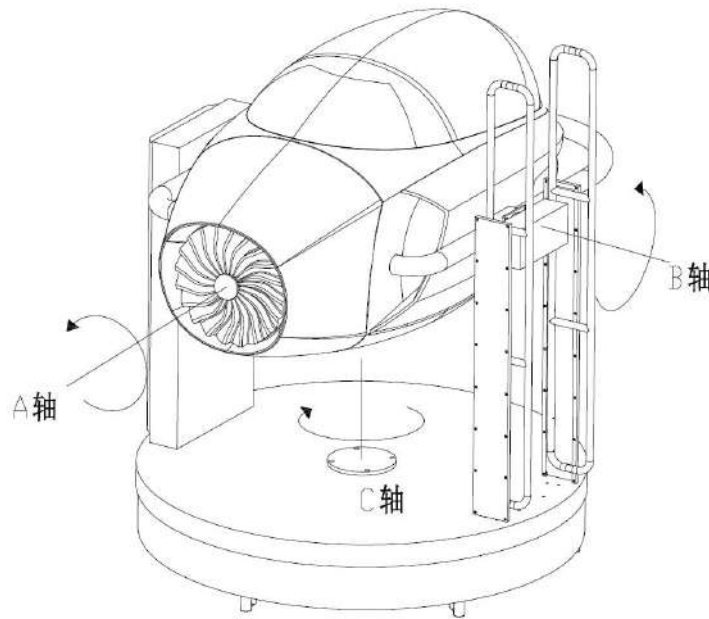
2、Main Parameters Introduction

Name	AIR FORCE NO.1	Model	SH-KJ011-ES-DO / SH-KJ011-EA-DO
Basic size	2430*2070*2508	Main color	Phantom green、Cool blue、Novelty yellow、 Flaming red、Fresh green、Magic orange
Total power	6.0 -7.5KW	Motor Power	1.5KW+2.3KW+1.5 / 2.3KW
Supply voltage	220V 50Hz	Net weight	1200 - 1350KG
Weight capacity	110 - 130KG	Package Size	2800*2300*2700
Package weight	1300 - 1450KG	Packaging method	Solid wood box+Foam cotton+Plastic film
Operation mode	Active operation+Passive experience	Safety measures	Four- layer security interlock protection

Degree of freedom	Independent axis A 360 °、Independent axis B 360 °、 Independent axis C360 °
-------------------	---

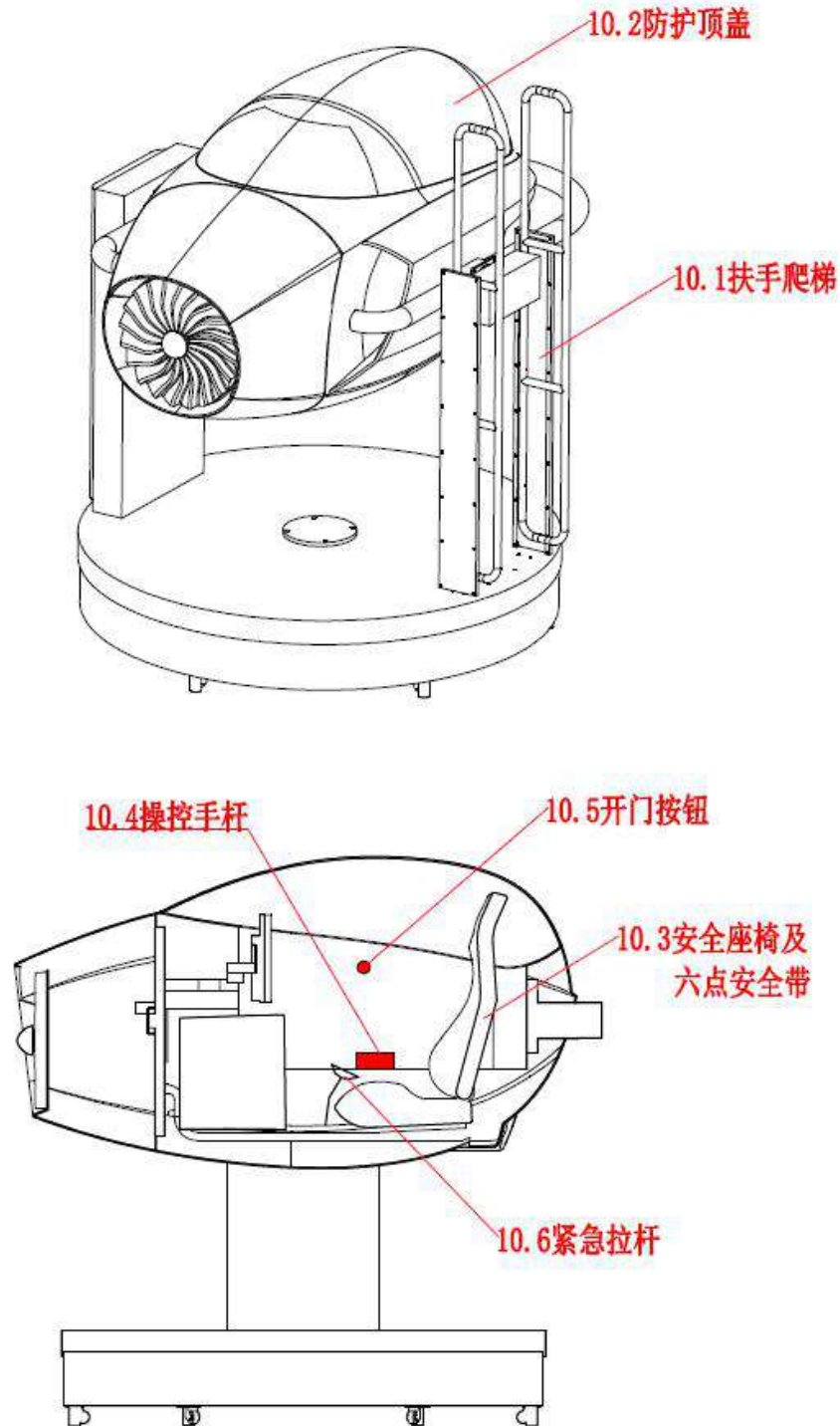
PS : the above chart just show the simple parameters , please reference 《AIR FORCE NO.1-Configuration List》 to chest the detailed parameters

3、Main function description



图【3-1】

The movement principles of our products as the picture 【3-1】 shown. With three indenpent rorating axes A,B and C,the equirments are controled by players or programs,to drive a single axis or multiple axes to acheive any degrees of the 3D space,makes the players get the reality experiences of flight.



图【3-2】

As the picture 【3-2】 shown, players can climb to the platform by 【10.1 Armrest Ladder】, trigger the sensor, 【10.2 Protective top cover】 will automatically open, players board into the cabin, sit 【10.3 Safe seats】 and fasten

【10.3 Four-point seat belts + Two-point seat belts】， put the start up button, the protective top cover will automatically close and lock. Players can operate 【10.4 Manipulate lever】 to choose scenes and Plane models and start the program, to achieve real-time scenes with the action of machine and platform. Players put 【10.5 open button】 and 【10.2 Protective top cover】 will automatically unlock and open after end of the scene, the players can unlock seat belts and leave off the machine platform through the ladder.

If there is an emergency during operation, please press 【10.6 Emergency brake button】 , the machine platform will immediately stop and reset. In the process of operation, if the protective top cover opened and seat belt appears off suddenly, the machine platform immediately starts the emergency stop operation, to make sure people's property will not be lost.

4、Product Characteristics Detailed Explanation

(1)、 Strong Initiative operability: With the experiences gradually increase the demand for experience equipment and the playability of scences,especially self-control effect,according to the application of products, we add the game, scenes, tutorials, to meet the using requirements of different areas.

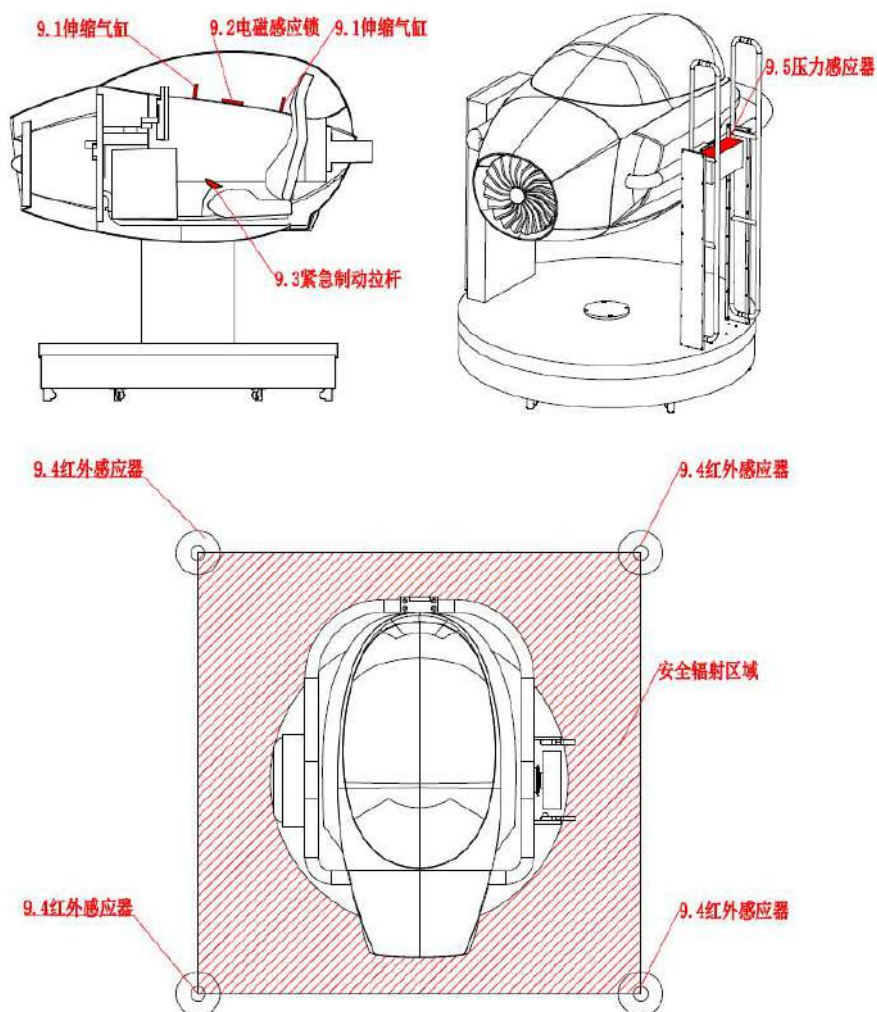
(2)、 Passive experience effect: We can add videos, , games, scenes effects according to demand, and design action preparation,you can experience the real body effect with doing anything,especially suitable for the first time experiencer,ladyies and children.

(3)、 Abundant scene resources: we choose the popular games, scenes or tutorials on the market,Installed into the equipment after professional compilation,to expand diversified resources and save different equipment, different periods need to develop different scenes to pay the high cost and long period

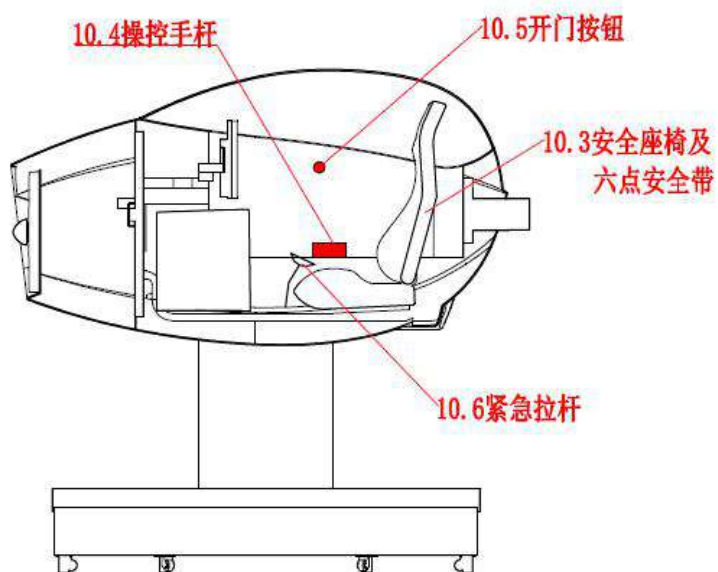
(4)、 Strong platform expansion: We adopt innovative modular design, can be based on different application environments and experience changes in the crowd dedicated configuration, enhance product adhesion in the market and long-lasting competitiveness

(5)、 Network platform extension:Our products can be interactive online,to achieve cross-regional network interaction and increase the pleasure of experience and enrich the experience of resources and learn from each other opportunities.

5、Product Safety Guide



图【5-1】



图【5-2】

“Security System”， as the pictures 【5-1】、【5-2】 shown,this product has four sets of protective measures

(1) 【9.2Electromagnetic induction lock】 can feedback to the electrical system real-time , if unlocked, the platform can not start. The platform will immediately perform emergency stop operation if the electromagnetic induction lock unlocking in the movement process.

(2) 【10.3Six-point seat belts】 can feedback to the electrical system real-time,if unlocked, the platform can not start.The platform will immediately perform emergency stop operation if six-point seat belts unlocking in the movement process.

(3)Emergency or discomfort occurs during the experiencing process. Press [9.3 Emergency brake button] or the external staff triggers the reset button, the platform will immediately execute emergency brake and reset operation.

(4)The platform is surrounded by twelve sensors [10.4 sensors] in the safety radiation zone, and the sensors will give feedback information to the electrical system in real time. If there have obstacles in the radiation area, the platform can not start, and if there are obstacles into during the Movement process, the platform immediately performs an emergency braking operation.(Ps:Only high with version or optional version have this function)

Tips:

This 《Product Introduction》 just is initial version, it will be update the revision based on the actual progress and circumstances the revision follow-up. If you want to learn more detailed product information, please consult the responsible business staff to obtain .

Guangdong SiHo Equipment Manufacturing Co., Ltd. has the final resolution and copyright of all issues related to this product.